

# **JBC**

[www.jbctools.com](http://www.jbctools.com)

## **INSTRUCTION MANUAL**



### **HT470K**

Heavy Duty Tweezers Kit

This manual corresponds to the following reference:

**KHT470B**

## Packing List

The following items are included:



**Heavy Duty Thermal Tweezers** ..... 1 unit  
Ref. HT470-A



**Stand for HT470 Heavy Duty Thermal Tweezers** .....1 unit  
Ref. HDT-SF



**Stand Cable 1m** ..... 2 units  
Ref. 0024227



**Cable Flange** .....1 unit  
Ref. 0024028



**Manual**.....1 unit  
Ref: 0028447

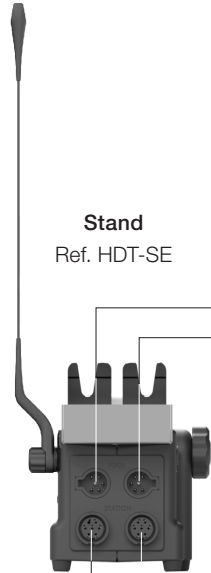
## Features

### Control Unit

(not included)



**Stand**  
Ref. HDT-SE




### C470 Cartridges

(not included)



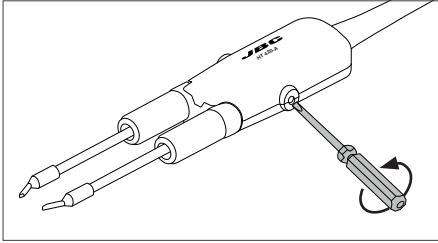
### Thermal Tweezers

Ref. HT470-A



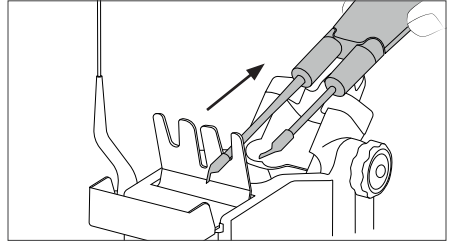
# HT470-A Changing cartridges

## 1. Unlocking



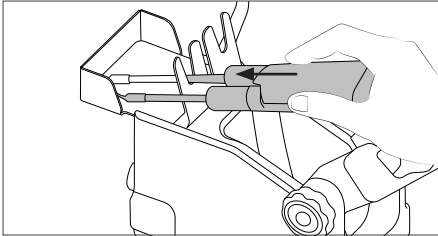
Unlock the fixing screws.

## 2. Removing



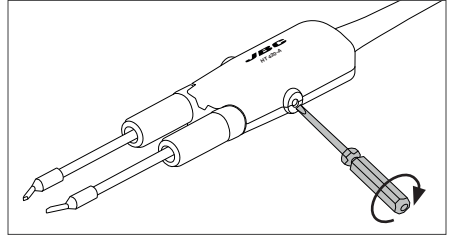
Place the cartridges in the extractor and pull the tweezers to remove them.

## 3. Inserting



Use the grooves to insert the cartridges as far as the mark\*.


## 4. Locking




Lock the fixing screws.

### \*Important

It is essential to insert the cartridges as far as the mark for a proper connection.



## Adjustable Stand



# Maintenance

Before carrying out maintenance or storage, always unplug the stand from the station and the tool.

- Use a damp cloth to clean the stand. Alcohol can be used only when cleaning the metal parts.
- Check periodically that the metal parts of the tool/stand are clean so that the station can check the tool's status.
- Periodically check all cables and tube connections.
- Replace any defective or damaged parts. Use original JBC spare parts only.
- Repairs should only be performed by a JBC authorized technical service.



## Safety



**It is imperative to follow safety guidelines to prevent electric shock, injury, fire or explosion.**

- Do not use the stand for any other purpose than soldering or rework.
- The power cord must be plugged into approved bases. Be sure that it is properly grounded before use. When unplugging it, hold the plug, not the wire.
- The tool should be placed in the stand when not in use in order to activate the sleep mode. The soldering tip, the metal part of the tool and the stand may still be hot even when the station is turned off. Handle with care, including when adjusting the stand position.
- Avoid the contact of flux with skin or eyes to prevent irritation.
- Be careful with the fumes produced when soldering.
- Keep your workplace clean and tidy. Wear appropriate protection glasses and gloves when working to avoid personal harm.
- Utmost care must be taken with liquid tin waste which can cause burns.
- This appliance can be used by children over the age of eight and also persons with reduced physical, sensory or mental capabilities or lack of experience provided that they have been given adequate supervision or instruction concerning use of the appliance and understand the hazards involved. Children must not play with the appliance.
- Maintenance must not be carried out by children unless supervised.

# Specifications

## HT470K

### Heavy Duty Tweezers Kit

Ref. **KHT470B**

Ref. **HDT-SF**

- Includes Sleep Mode, Hibernation Mode

Ref.: **HT470-A**

- Cable Length: 1.3 m

- Total Net Weight: 1.67 kg / 3.68 lb

- Total Package Dimension / Weight: 440 x 210 x 220 / 2.51 kg

(L x H x W) 17.32 x 8.27 x 8.66 / 5.53 lb

Complies with CE standards

ESD Safe

# JBC

## Warranty

JBC's 2 year warranty covers this equipment against all manufacturing defects, including the replacement of defective parts and labour.

Warranty does not cover product wear or misuse.

In order for the warranty to be valid, equipment must be returned, postage paid, to the dealer where it was purchased.

**Get 1 extra year JBC warranty by registering here:**

**<https://www.jbctools.com/productregistration/>  
within 30 days of purchase.**



This product should not be thrown in the garbage.

In accordance with the European directive 2012/19/EU, electronic equipment at the end of its life must be collected and returned to an authorized recycling facility.



[www.jbctools.com](http://www.jbctools.com)

0028469-021222