

# **JBC**

[www.jbctools.com](http://www.jbctools.com)

## **INSTRUCTION MANUAL**



### **OB1000 / OB2000**

Sealing Plugs for T210,  
T245 and T470 Handles

This manual corresponds to the following references:

Ref. **OB1000** for T210 Handles

Ref. **OB2000** for T245 and 470 Handles

## Packing list

The following items are included:



**Sealing Plug  
for Handles** ..... 10 units


**Manual** ..... 1 unit  
Ref. 0025439

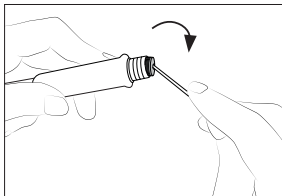
## Use of the Sealing Plug

The sealing plug prevents undesirable flux vapors or particles from entering the handle and its usage is highly recommended. If the sealing plug is not used, this can lead to incorrect cartridge contact and may render the tool unusable.

**Note:** Check the condition of the plug periodically and replace it as soon as wear or cracking is detected.

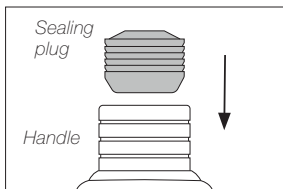
## Sealing Plug Replacement

 Before replacing the sealing plug, unplug the power supply and make sure the device has cooled down.



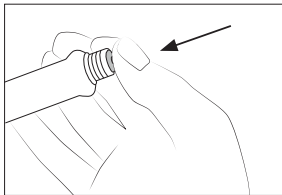
### 1. Removing the Sealing Plug

Enter a small shaft or screwdriver in order to gently lift and pull the sealing plug. Do not insert the tool more than 8 mm deep. Never use a cartridge to do this operation.



### 2. Mounting position

Note the sealing plug mounting position:  
The chamfered side has to be positioned towards the handle.



### 3. Inserting the Sealing Plug

Gently push the sealing plug into the handle until it is fully inserted. Handle and seal edges must be aligned.

# Specifications

## Sealing Plug for T210, T245 and T470 Handles

Ref. **OB1000** for T210 Handles

- Total Net Weight: 4 g / 0.14 oz
- Total Package Dimensions/Weight: 92 x 55 x 41 mm / 14 g  
(L x W x H) 3.62 x 2.17 x 1.61 in / 0.5 oz

Ref. **OB2000** for T245 and 470 Handles

- Total Net Weight: 6 g / 0.21 oz
- Total Package Dimensions/Weight: 92 x 55 x 41 mm / 16 g  
(L x W x H) 3.62 x 2.17 x 1.61 in / 0.56 oz

Complies with CE standards.

# JBC

## Warranty

JBC's 2 year warranty covers this equipment against all manufacturing defects, including the replacement of defective parts and labour.

Warranty does not cover product wear or misuse.

In order for the warranty to be valid, equipment must be returned, postage paid, to the dealer where it was purchased.



This product should not be thrown in the garbage.

In accordance with the European directive 2012/19/EU, electronic equipment at the end of its life must be collected and returned to an authorized recycling facility.



[www.jbctools.com](http://www.jbctools.com)

0025439-300724