

# JBC

[www.jbctools.com](http://www.jbctools.com)

## INSTRUCTION MANUAL



### KN

Nitrogen Regulator Kit for DI Control  
Units

This manual corresponds to the following reference:

KN-B

## Packing List

The following items are included:



**Nitrogen Regulator Module** ..... 1 unit  
Ref. MN-A



**Stand** ..... 1 unit  
Ref. DN-SF



**Nitrogen Handle** ..... 1 unit  
Ref. T245-NA



**Nozzles** ..... 2 units  
Ref. B7244 (x1)  
B7968 (x1)



**Cartridge** ..... 1 unit  
Ref. C245903



**Sponge** ..... 1 unit  
Ref. S7034



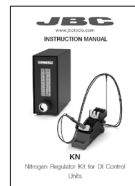
**Sponge** ..... 1 u  
Ref. CL6210



**Stand Cable** ..... 1 unit  
Ref. 0024227



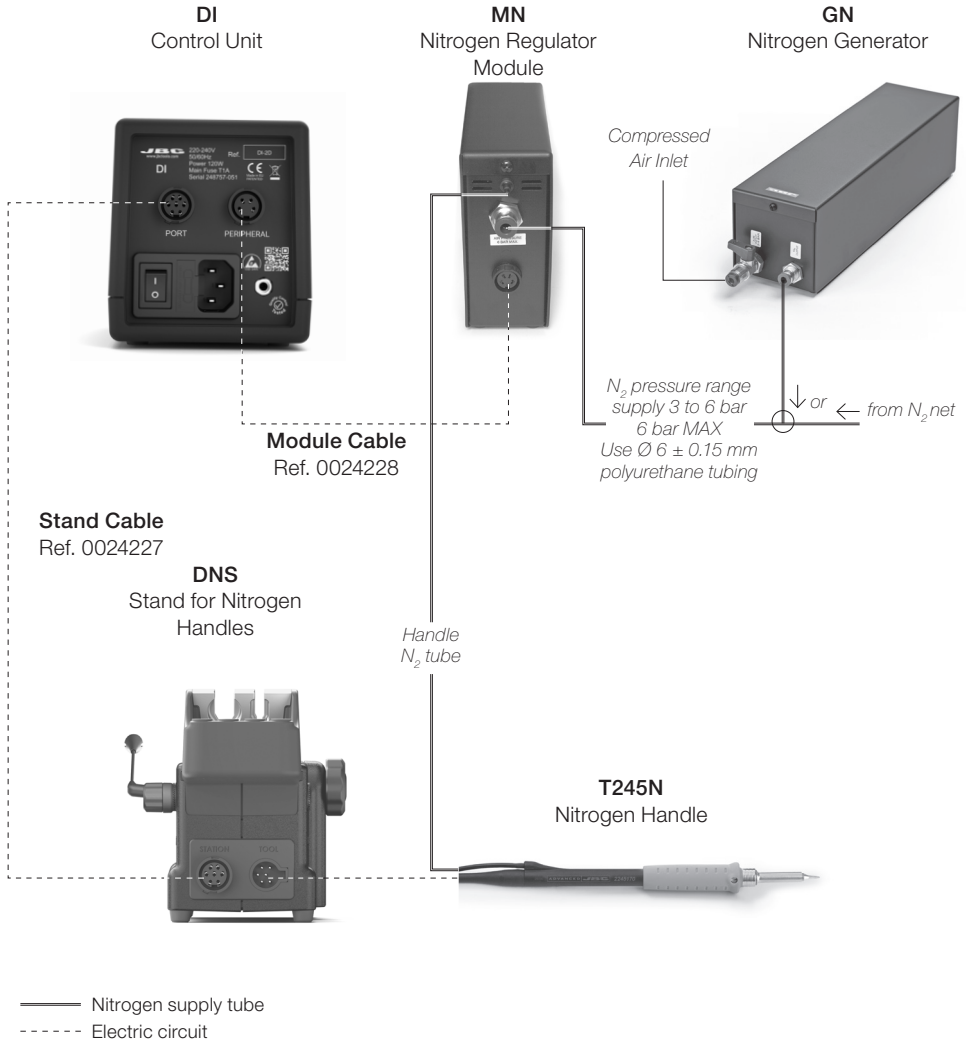
**Module Cable** .... 1 unit  
Ref. 0024228



**Manual** ..... 1 unit  
Ref. 0031031

## Features

The KN Nitrogen Regulator Kit requires the GN generator or an available nitrogen supply at the operator's bench.



# Initial Set up

Once the Nitrogen Flow Regulator (MN-A) is connected to the Control Unit, enter the Station Settings menu and enable the Nitrogen Mode.



# Operation

The MN is an electrovalve controlled by the soldering station that allows you to solder using nitrogen. It guarantees minimal gas consumption and prevents tip oxidation.


The nitrogen flow is automatically activated when the soldering iron is lifted from the stand. It stops when the tool is placed back and the tip temperature drops to the sleep mode.



## Maintenance

Before carrying out maintenance or storage, always allow the equipment to cool.

- Use a damp cloth to clean the casing, the stand and the tool. Alcohol can only be used to clean the metal parts.
- Check periodically that the metal parts of the tool/stand are clean so that the station can check the tool status.
- Maintain tip surface clean and tinned prior to storage in order to avoid tip oxidation. Rusty and dirty surfaces reduce heat transfer to the solder joint.
- Periodically check all cables and tube connections.
- Replace any defective or damaged parts. Use original JBC spare parts only.
- Repairs should only be performed by a JBC authorized technical service.



# Safety



**It is imperative to follow safety guidelines to prevent electric shock, injury, fire or explosion.**

- Only nitrogen can be used with this unit.
- Do not use the unit for any purpose other than soldering or rework. Incorrect use may cause fire.
- The power cord must be plugged into approved bases. Be sure that it is properly grounded before use. When unplugging it, hold the plug, not the wire.
- Do not work on electrically live parts.
- The tool should be placed in the stand when not in use in order to activate the sleep mode. The soldering tip, the stand and the metal part of the tool may still be hot even when the station is turned off. Handle with care, including when adjusting the stand position.
- Do not leave the appliance unattended when it is on.
- Do not cover the ventilation grills. Heat can cause inflammable products to ignite.
- Avoid flux coming into contact with skin or eyes to prevent irritation.
- Be careful with the fumes produced when soldering.
- Keep your workplace clean and tidy. Wear appropriate protection glasses and gloves when working to avoid personal harm.
- Utmost care must be taken with liquid tin waste which can cause burns.
- This appliance can be used by children over the age of eight as well as persons with reduced physical, sensory or mental capabilities or lacking experience provided that they have been given adequate supervision or instruction concerning use of the appliance and understand the hazards involved. Children must not play with the appliance.
- Maintenance must not be carried out by children unless supervised.

Notes

---

---

---

---

---

---

---

---

---

---

---

---

---

---

---

---

---

---

---

---

---

---

---

---

---

---

---

---

---

---

# Specifications

## KN

### Nitrogen Regulator Kit for DI Control Units

Ref.: **KN-B**

- Weight: 3,5 kg (7.8 lb)
- Dimensions (MN-A): 50 x 120 x 130 mm (1.97 x 4.72 x 5.12 in)
- N<sub>2</sub> pressure range supply: 3-5 bar
- Maximum N<sub>2</sub> pressure: 6 bar
- N<sub>2</sub> flow regulation: 0.5 - 3 SLPM
- Recommended N<sub>2</sub> flow: 1-2 SLPM
- Ambient Operating Temperature: 10 - 50 °C (50 - 122 °F)

Complies with CE standards.  
ESD Safe.

# JBC

## Warranty

JBC's two-year warranty covers this equipment against all manufacturing defects, including the replacement of defective parts and labour. Warranty does not cover product wear or misuse. In order for the warranty to be valid, equipment must be returned, postage paid, to the dealer where it was purchased.

**Register your warranty within 30 days of purchase in [www.jbctools.com/productregistration](http://www.jbctools.com/productregistration)**



This product should not be thrown in the garbage.

In accordance with the European directive 2002/96/EC, electronic equipment at the end of its life must be collected and returned to an authorized recycling facility.

