

JBC

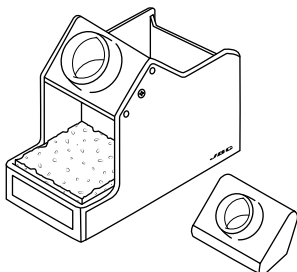
www.jbctools.com

INSTRUCTION MANUAL



Stands

Stand models



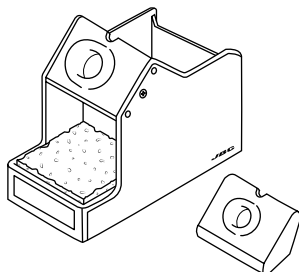
US 1000

Ref. 0290100

Spare part

Ref. 0297400

Adaptable to:
30ST, 40ST, 65ST, SL 2020



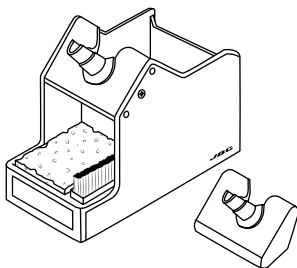
LS 1100

Ref. 0290110

Spare part

Ref. 0297420

Adaptable to:
14ST



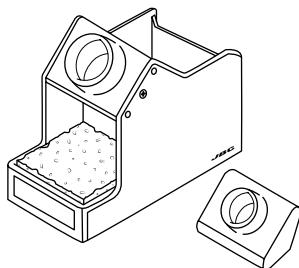
UD 1500

Ref. 0290150

Spare part

Ref. 0297410

Adaptable to:
DST



TS 1200


Ref. 0290120

Spare part

Ref. 0297430

Adaptable to:
55N

Accessories



Sponge

Ref. S6169



Wire brush

Ref. 0297705

Tip care

To clean the tips, use the sponge included with the stand and check it is slightly moistened.

Only deionised water (car battery water) should be used in order to wet the sponge. If normal water was to be used, it is very likely that the tip will become dirty due to the salts dissolved within the water.

To re-tin the soldering tips, we recommend using the tip tinner/cleaner ref. TT-A.

JBC

Warranty

JBC's 2 year warranty covers this equipment against all manufacturing defects, including the replacement of defective parts and labour.

Warranty does not cover product wear or misuse.

In order for the warranty to be valid, equipment must be returned, postage paid, to the dealer where it was purchased.



This product should not be thrown in the garbage.

In accordance with the European directive 2012/19/EU, electronic equipment at the end of its life must be collected and returned to an authorized recycling facility.



www.jbctools.com