

JBC

www.jbctools.com

INSTRUCTION MANUAL



PHST

Table-Built-In Panel for PHS

This manual corresponds to the following reference:

PHS-STA

Packing List

The following items should be included:




Table-Built-In Panel for PHS1 unit

Windowed Cover for PHS 1 unit



Small Cover for PHS 1 unit



Screws 6 units

Velox 4x20 - zinc plated in black



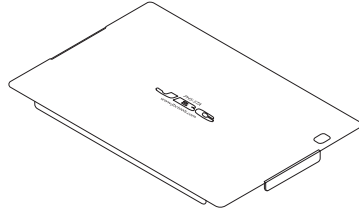
Manual 1 unit

Ref. 0019676

Features

PHST comes with four covers, which can be used interchangeably depending on your needs. See the different usage options on the next page.

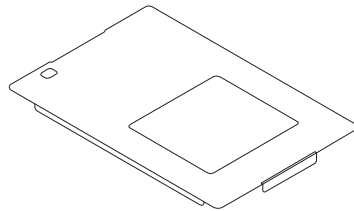
- Cover for PHS:



- Cover for Console:



- Windowed Cover for PHS:



- Small Cover for PHS:

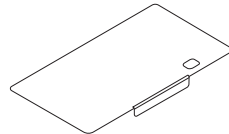
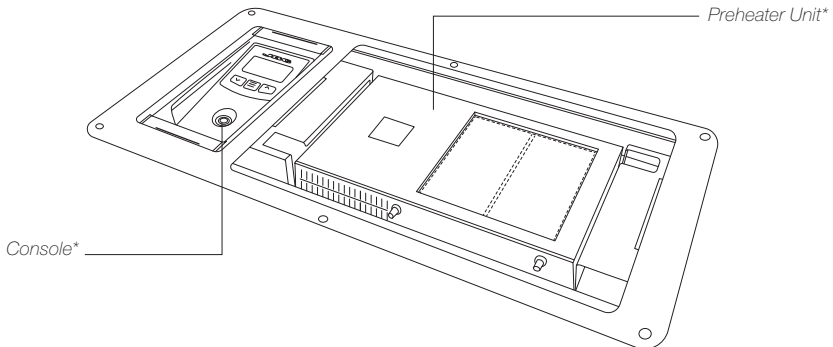


Table-Built-In Panel for PHS is designed to accommodate the preheater unit and its console and to be integrated into the workbench.



* Not included, sold separately.

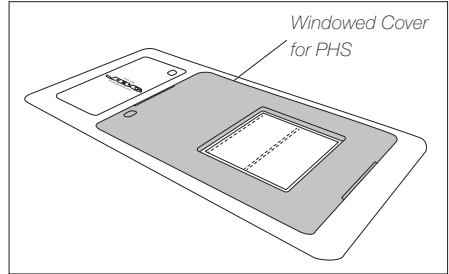
Options

Cover and protect the work space using the different covers provided with PHST.

The console can be covered by the console cover. For the other tree PHS covers see the following usage options:

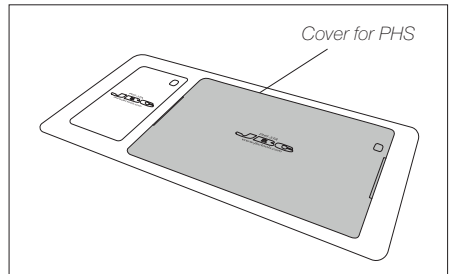
Option 1:

While working with the preheater, the side area next to the heating zone can be covered using the windowed cover for PHS.



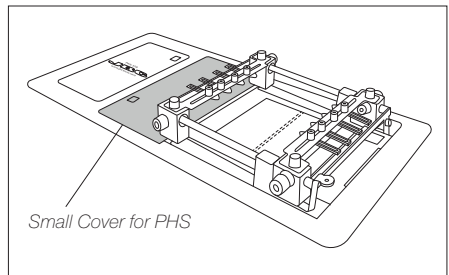
Option 2:

When work is no longer in progress, the entire preheater area can be covered. The cover protects the preheater and keeps more space free on the workbench.

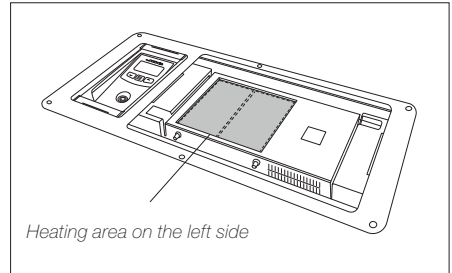
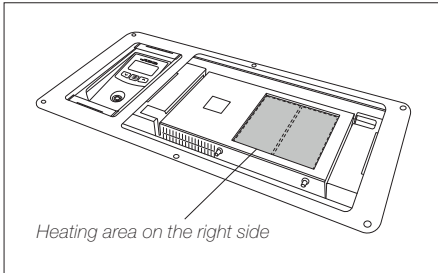


Option 3:

While working with the preheater and the support, the side area next to the support can be covered using the small cover for PHS.



Note: If the preheater is used the other way round, all preheater covers can also be fitted the other way round.



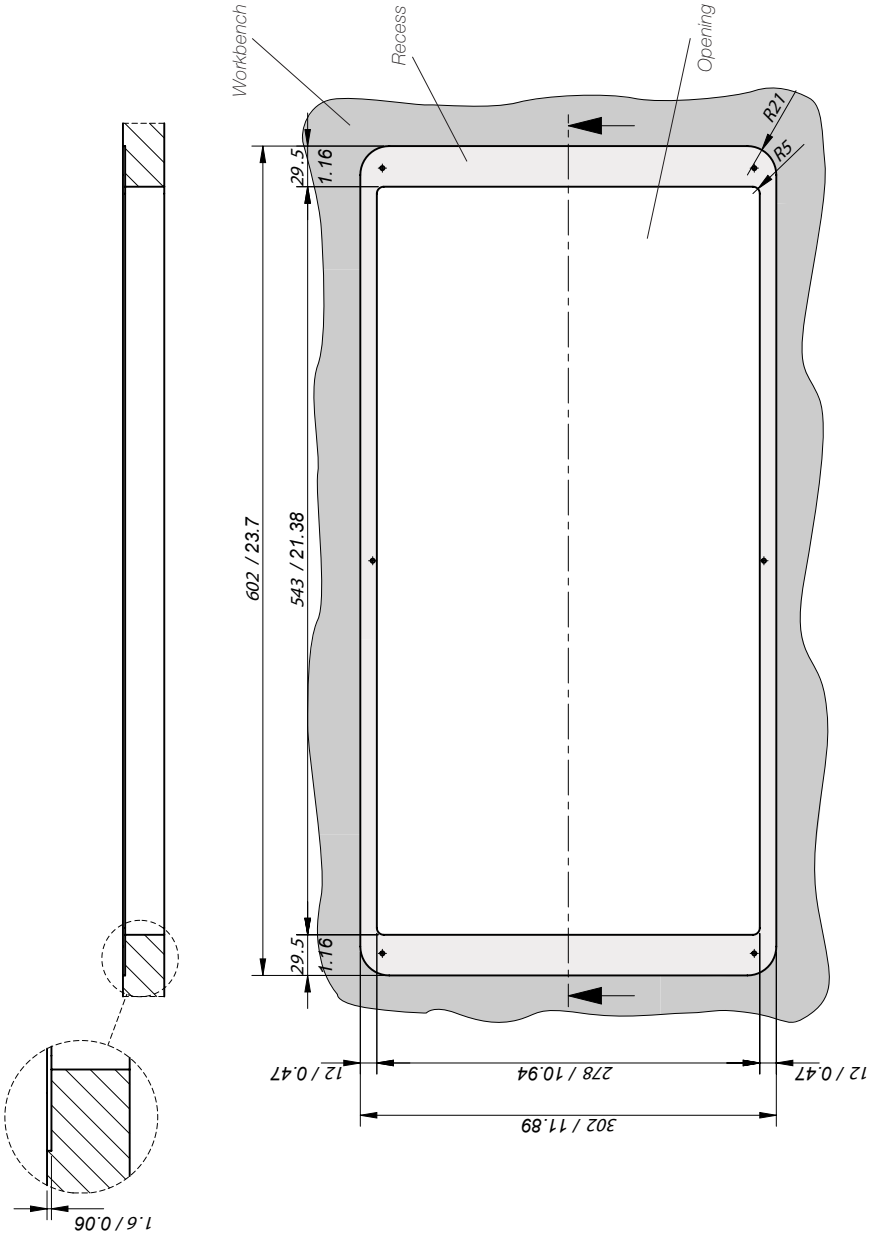
Assembly

Cut an opening on your work table according to the dimensions on the drawing (see next page).

Fit the panel into the opening and fix it to your workbench with the supplied screws.

Opening Dimensions for Panel Installation

PHS-STA



Specifications

PHST

Table-Built-In Panel for PHS

Ref. **PHS-STA**

- | | |
|--------------------------------------|--|
| - Product Dimensions:
(L x W) | 602 x 302 mm
23.7 x 11.9 in |
| - Package Dimensions:
(L x W x H) | 640 x 350 x 120 mm
25.2 x 13.78 x 4.72 in |

Complies with CE standards.
ESD Safe.

JBC

Warranty

JBC's 2 year warranty covers this equipment against all manufacturing defects, including the replacement of defective parts and labor.

Warranty does not cover product wear or misuse.

In order for the warranty to be valid, equipment must be returned, postage paid, to the dealer where it was purchased.



This product should not be thrown in the garbage.

In accordance with the European directive 2012/19/EU, electronic equipment at the end of its life must be collected and returned to an authorized recycling facility.



www.jbctools.com

0019676-160724