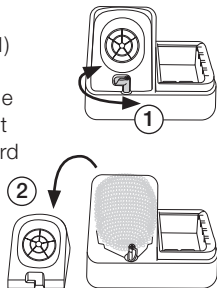


Wool Replacement for Manual Tip Cleaner

Unlock the splashguard (1) and take it off (2). Replace the worn wool, put the splashguard in place and close it.



0010021-080424

JBC

www.jbctools.com

INSTRUCTION MANUAL



CL6205 / CL6210

Wool

Inox Wool for Compact Stations, Stands & Manual Tip Cleaner

Ref. CL6205

- Provides a stronger cleaning method than brass wool.
- Inox particles don't spread easily.

Brass Wool for Compact Stations, Stands & Manual Tip Cleaner

Ref. CL6210

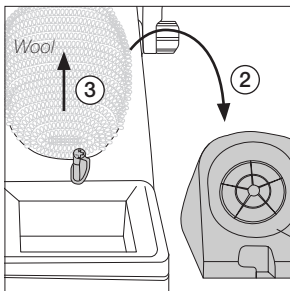
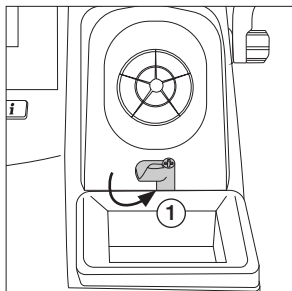
- Provides a very effective cleaning method.
- It leaves a small layer of solder on the tip to prevent oxidation between cleaning and rewetting.



www.jbctools.com



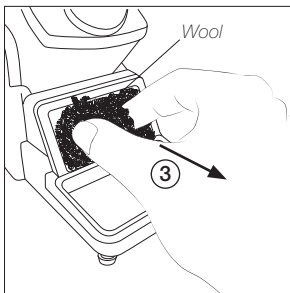
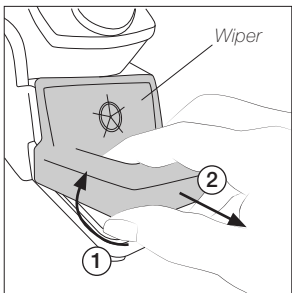
Wool Replacement for Compact Stations



Unlock the splashguard (1) and take it off (2). Replace the worn wool (3), put the splashguard in place and close it.

Splashguard

Wool Replacement for Stands



Lift the wiper at its front edge (1) and remove the wiper by pulling it out (2).

Replace the wool with a new one (3) and fit the wiper back in place.